

iPexII



MODEL : iPexII Complete Set

ORDER CODE : Y1002208





Contents

- Control unit
- iPexII Probe (1.8m)
- iPexII File Clip (3 pcs.)
- Lip Hook (3 pcs.)
- AAA manganese dry cell battery (3 pcs.)
- iPexII Tester


Specifications

- Power Supply : for 1.5V AAA (LR03 or R03) batteries
- Continuous use : Approx. 60 hours
- Dimensions : W60 x D60 x H86 (mm)
- Weight : 76g (unit without batteries)

Spare Parts

MODEL	ORDER CODE	MODEL	ORDER CODE
 iPexII File Clip	U1109351	 iPexII Probe	U1109352
 iPexII Tester	U1109353	 Lip Hook	U501513


Related NSK Endodontics products



ENDO-MATE TC2

Lightweight, compact and rechargeable cordless micro motor handpiece

The TC2's new alarm and auto-reverse functions greatly reduce the risk of damaging the canal.




ENDO-MATE DT

Light weight, thin and easily maneuverable handpiece design

Portable, compact unit design and features a battery-driven control unit, this product can be used in multiple surgeries.

■ The NSK ENDO-MATE products and iPexII ensure safe, precise and efficient root canal procedures.




iPexII

Advanced Apex Locator



<p>NAKANISHI INC. www.nsk-inc.com</p> <p>700 Shimohinata Kanuma-shi Tochigi 322-8666, Japan TEL : +81 (0)289-64-3380 FAX : +81 (0)289-62-5636</p>	<p>NSK Europe GmbH www.nsk-europe.de</p> <p>Ely-Beinhorn-Strasse 8 65760 Eschborn, Germany TEL : +49 (0)6196 77606-0 FAX : +49 (0)6196 77606-29</p>	<p>NSK United Kingdom Ltd www.nsk-uk.com</p> <p>Office 5, Gateway1000, Arlington Business Park, Whittle Way, Stevenage, SG1 2FP, UK TEL : +44 (0)1438 310670 FAX : +44 (0)1438 310671</p>	<p>NSK Dental LLC www.nskdental.com</p> <p>1800 Global Parkway Hoffman Estates, IL 60192, USA TEL : +1 888 675 1675 FAX : +1 800 838 9328</p>	<p>NSK Oceania Pty Ltd www.nskoceania.com.au</p> <p>Unit 22, 198-222 Young St. Waterloo, Sydney, NSW 2017, Australia TEL : +61 (0)2 8306 3000 FAX : +61 (0)2 8306 3030</p>	<p>NSK Middle East www.nsk-inc.com</p> <p>Room 6EA-701, 7th Floor, East Wing No.6 Dubai Airport Free Zone, PO Box 54316 Dubai, UAE TEL : +971 (0)4-204-5507 FAX : +971 (0)4-204-5508</p>	<p>NSK Asia Pte Ltd www.nsk-inc.com</p> <p>1 Maritime Square, #09-33 HarbourFront Centre, Singapore 099253 TEL : +65-6376-5018 FAX : +65-6376-0233</p>
--	--	--	--	---	---	---

Specifications are subject to change without notice.

PR-D761E Ver.1 13.01.12.HG



Powerful Partners®

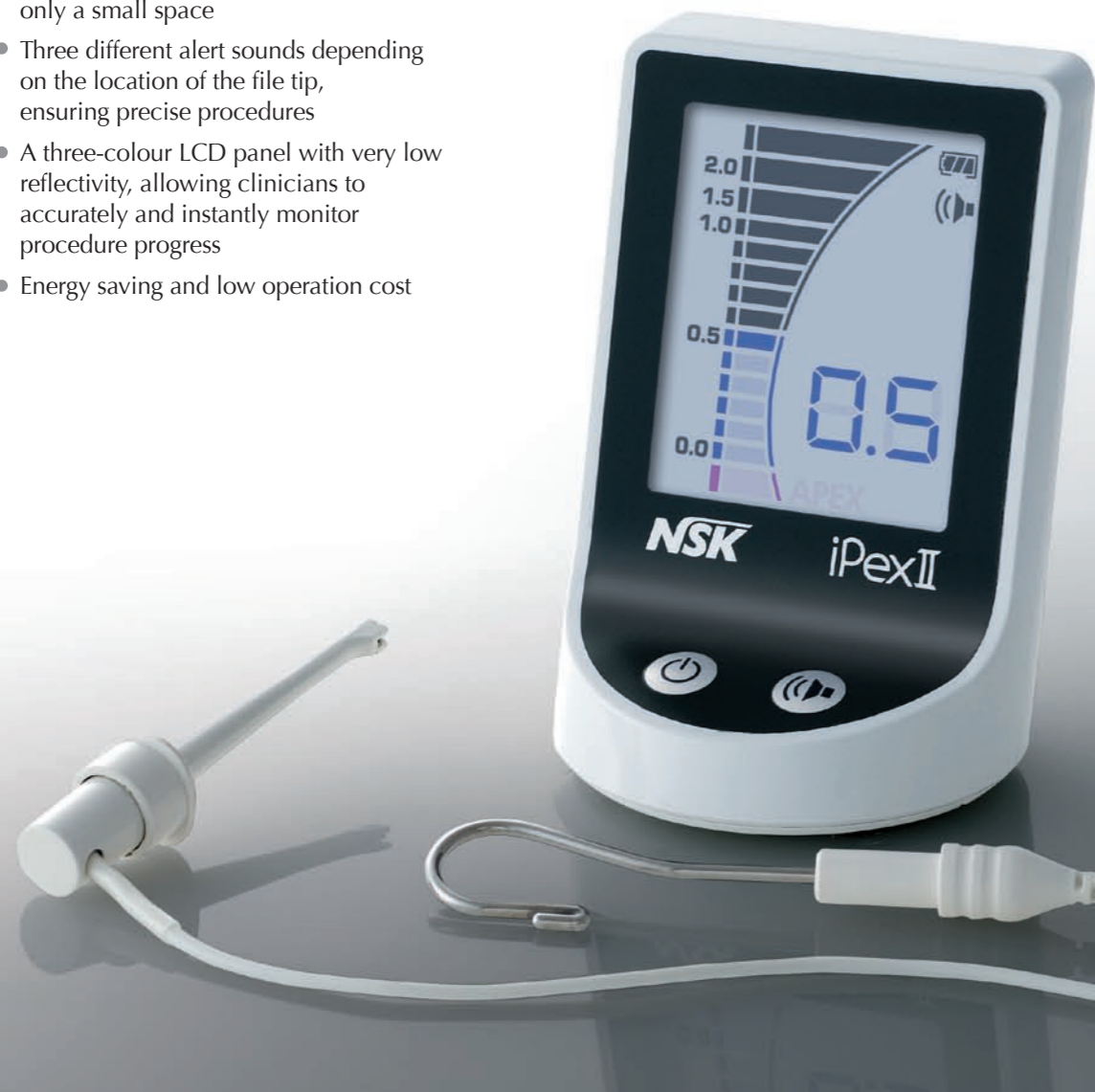
iPexII Advanced Apex Locator

Using the results of numerous clinical trials and verification tests as a base, NSK created **SmartLogic**, a next-generation Apex Locator compatible with diverse tooth forms, and that provides superior accuracy in detecting the root apex.

At the biologically crucial root apex - the Zone of Precision - the iPexII is able to provide a clear, accurate image of the file tip's location on its LCD panel.

Features

- High-precision root canal measurement generated by using SmartLogic
- Auto-detects the apex accurately in any conditions, dry or wet
- A stylish and compact body requiring only a small space
- Three different alert sounds depending on the location of the file tip, ensuring precise procedures
- A three-colour LCD panel with very low reflectivity, allowing clinicians to accurately and instantly monitor procedure progress
- Energy saving and low operation cost



Next-Generation SmartLogic Controller

NSK's **SmartLogic** controller combines two advanced technologies to accurately analyse signals. **iPexII SmartLogic** technology removes virtually all signal interference from the root canal itself to precisely detect the location of the apex.

- **iPexII SmartLogic** alternates between two separate frequencies to take measurements. By reducing the noise that interferes with signal analysis, it generates a high-precision wave system that does not require a filtering circuit.
- **iPexII SmartLogic** uses the whole wave system to analyse the extracted frequency. This produces steady measurement analysis even under varying conditions in the root canal while retaining a constant link to file insertion progress.

The three-colour LCD visual monitor screen

▶ Measurement Begins	▶ Root Apex Area	▶ Minor Apical Diameter Area	▶ Overshooting the Apex
When the file is inserted into the root canal, a bar graph displays its progress, with the bar's position reflecting the position of the file as it descends.	As the tip of the file approaches the root apex (0.5-) the bar graph turns blue, and the audio alert sound increases in pitch and speeds up in tempo to notify the user that the file is entering the Zone of Precision.	When the tip of the file reaches the minor apical diameter, the bar graph display reads 0.0, and the alert sound changes to a continuous tone.	If the tip of the file goes past the apex, the unit issues a fast and continuous alert sound while the word APEX appears in red and OA (Over Apex) is displayed in blue.

Compact and stylish body

Lightweight and with a base just 6 cm in diameter, the iPexII can quickly be set up and used in virtually any environment. The LCD panel is pitched at the ideal angle that allows clinicians to easily and without distraction monitor conditions ensuring safe and smooth root canal procedures.



The display panel is easily viewable from an operating stance and also minimizes reflectivity, while maintaining the clinicians focus on the procedure.

